



THE REGISTERED LETTER STAMPS OF CANADA 1875-1893



INTRODUCTION

The Registered Letter Stamps of Canada were introduced in 1875 to make it easier to notice registered letters among the mail when it was being sorted. In 1876 it became mandatory to use these stamps on registered mail, and that was the case until 1893 when the use of Registered Letter Stamps was discontinued. The fact that the size and shape of the Registered Letter Stamps is so similar to registration labels, which were introduced later, cannot be a coincidence, and many postmasters wrote the registration numbers across the stamps as if they were registration labels. So from that point of view, the Registered Letter Stamps of Canada were the forerunners of registration labels.

BACKGROUND AND HISTORY

The registration of letters was introduced in Canada on 1 May 1855. It replaced the old system of Money Letters which had been in use since the early 19th century, and which really only recorded such letters without charging a fee for the service, and without any other particular handling. The registration system made it safer to send valuables and a receipt was given to the sender, and the addressee had to sign for the letter upon delivery. The fee for this service was 1 penny within Canada, and only items sent through the letter mail could be registered, whereas books, packets, papers and circulars could not be registered in the early years of the service. From 1859 the registration service was extended to parcel post as well, and the fee was 3 pence.

Registered mail abroad was introduced in 1856 to the United States (fee 3 pence), and in 1859 to Great Britain (fee 7½ pence) and many other countries. Registered handstamps were delivered to virtually every post office in Canada, and pre-printed Registered Letter Receipts were produced and distributed throughout the country.

On 1 July 1859 the Canadian Post Office changed from British currency to United States Dollars and cents, and the registration fees became: inland 2 cents (parcels 5 cents), United States 5 cents, Great Britain 12½ cents. In 1866 the registration fee to Great Britain was reduced to 8 cents.

The concept of a distinct stamp to pay the registration fee and mark the letter as registered, goes back at least to 1865 when Postal Inspector John Dewe produced an essay and suggested that a Registered Letter Stamp should be produced. It took 10 years before anything came out of this proposal, and during the second half of 1875 the proper Registered Letter Stamps came into being.

The stamps were produced by the British American Bank Note Company and there were three denominations: 2 cents red for inland letters, 5 cents green for letters to the United States (and inland parcels), and 8 cents blue for letters to Great Britain.

The October 1875 Official Postal Guide introduced the new stamps, and they were supposed to be issued on the 15 November 1875. There appears to have been some delays before the stamps became available, and especially the 8 cents was not issued until during the first quarter of 1876. The earliest known use is: 2 cents - 13 December 1875; 5 cents - 12 January 1876; 8 cents - 2 March 1876. Once the Registered Letter Stamps had been issued in 1875, the Post Office Regulations stated that these stamps should be used on all registered mail. However, it was not until October 1876 that a "Notice to the Public" made the use of the Registered Letter Stamps mandatory on registered mail. Use of postage stamps to pay the registration fee became a violation of the regulations. This regulation was in force until 7 May 1889. From 8 May 1889 it was allowed to use any combination of Registered Letter Stamps and postage stamps to pay for the registration fee, but at least one Registered Letter Stamp was required on registered mail, although the Post Office did not refuse to forward letters with postage stamps only.

During the period of the Registered Letter Stamps, there were some changes of the registration fees: 1 January 1878 - the fee to Great Britain was reduced to 5 cents (extended to all UPU countries when Canada joined in 1878); between 1 March and 30 April 1888 - the fee to the United States was temporarily reduced to 2 cents; 8 May 1889 - the inland fee was increased to 5 cents, to comply with the UPU rule that the foreign registration fee had to be the same as the inland fee.

On 1 August 1893 the use of Registered Letter Stamps was discontinued, and ordinary postage stamps could be used to pay for both the postage and the registration fee.

THE EXHIBIT - PLAN AND DETAILS

This exhibit is a very comprehensive study of the Registered Letter Stamps of Canada, starting by showing examples of registered mail before the introduction of the Registered Letter Stamps, Proofs and Specimens of the issued stamps, mint and used stamps including some impressive multiples of different plates, imperforate and partially imperforate varieties, plate flaws and margin markings, perforation varieties and postal markings, and finally the postal use of the stamps on inland mail including parcel post, and mail to foreign destinations, including many rare items.

FORERUNNERS, PROOFS, SPECIMENS (frame 1)

Examples of registered mail before the introduction of the Registered Letter Stamps both with the registration fee paid in cash, as well as the registration fee paid with postage stamps. Plate Proofs of the issued stamps and Specimen overprinted stamps.

THE 2 CENTS STAMP & POSTAL USE (frame 1-2)

Mint multiples showing examples of the different colours and printing plates used during the many printings. Used stamps in the different colours printed, including pairs, a strip of four as well as a block of four (rare). Examples with imperforate bottom margin (rare), imperforate vertically (very rare), and entirely imperforate (very rare). Misplaced and double perforations, and margin markings. Major plate flaws both off and on cover. Examples of the postal markings used on the stamps.

Inland use on single, double and multiple rate covers. Use on official free mail (very scarce), on postcards, wrappers and drop letters. One or two stamps used after the registration fee was increased to 5 cents, including on a drop letter. Three examples (very scarce) or four examples (rare) used on cover. Examples used to USA, and use to France with two stamps (very scarce). Early use, unusual registration markings, and instructional cachets.

THE 5 CENTS STAMP & POSTAL USE (frame 3-4)

Mint multiples showing examples of the different colours and printing plates used during the many printings. Used stamps in the different colours printed, including a pair (rare). Examples with imperforate top margin (rare), entirely imperforate both mint and used, and examples from the strange plate 2 with one side imperforate. Examples of offsets on or from the 2 cents Small Queen (all rare). Misplaced and double perforations, and margin markings. Other varieties and flaws, and examples of the postal markings used on the stamps.

Inland use on single and double rate covers, after the registration fee was increased to 5 cents. Early use paying for both postage and registration, official free mail (rare), drop rate and carrier drop rate covers (scarce), parcel post pre 1877 (unique) and 1889 (very scarce). First and second period use to USA with single and multiple rates, and re-directed mail. Use to Great Britain (single, double and 7-fold rate), France (single and double rate), Germany (single and double rate), Austria and Switzerland. The unique combined 2 cents and 5 cents usage to GB 1876, considered to be the most important Registered Letter Stamps cover!

THE 8 CENTS STAMP & POSTAL USE + VARIOUS (frame 5)

Mint and used examples of the two colours including a block of 4. Margin markings, misplaced perforations and plate flaws. Correct use on cover to Great Britain 1876 (rare), as well as late use.

Examples of registration fees paid with postage stamps between 1875 and 1893, contrary to regulations, Registration Receipts and Registered Letter Bills, and finally examples of registered mail sent after July 1893 when the Registered Letter Stamps were discontinued.

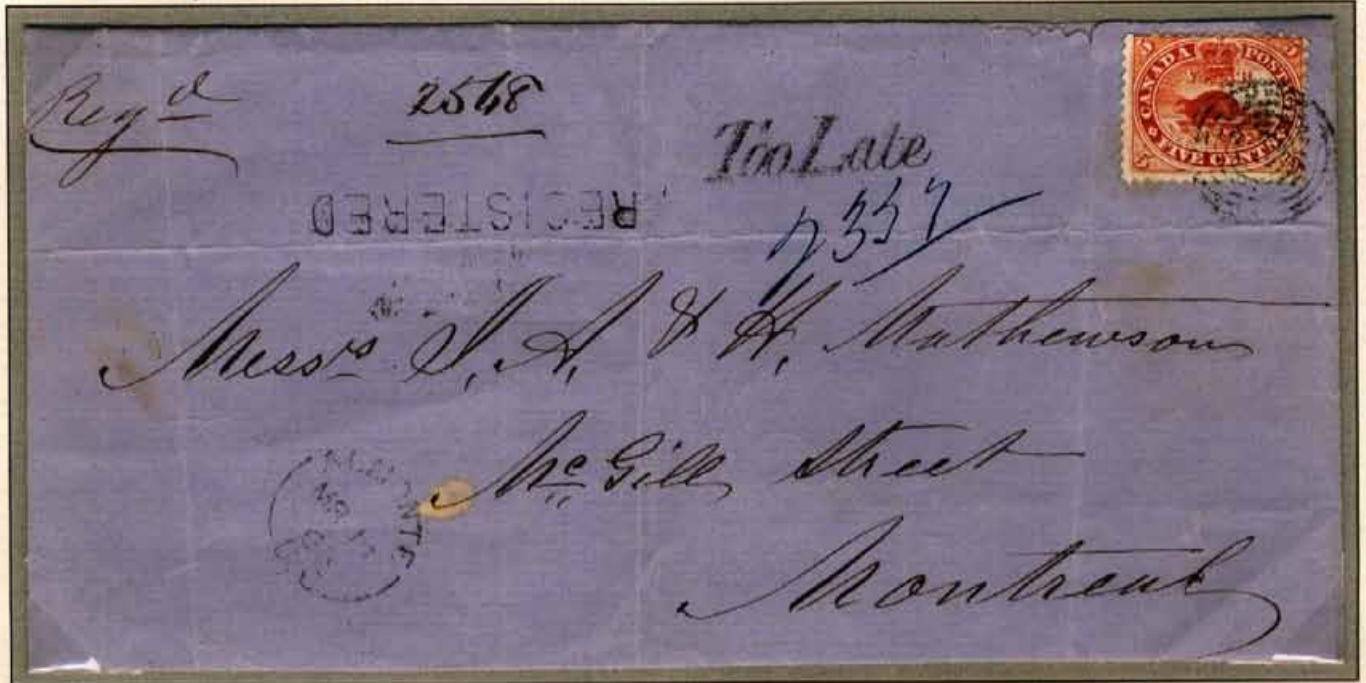
REFERENCES

Literature used includes "Canada's Registered Mail 1802-1909" by Horace Harrison, George Arfken & Harry Lussey (2002), the Unitrade Specialized Catalogue of Canadian Stamps, various auction catalogues, and much personal research.

PROLOGUE - PRE 15 NOVEMBER 1875 - REGISTRATION FEE PAID IN CASH

The Registration of letters was introduced in Canada on 1 May 1855 and replaced the previous system of Money Letters. From December 1865, both the postage and the registration fee had to be prepaid, but they didn't have to be prepaid with stamps until 1875.

1863 registered from Almonte to Montreal (rate 5c postage + 2c registration fee paid in cash)



1863 Registration fee 2 cents paid in cash + postage 5 cents paid with stamp

1874 registered from Newcastle to Hampton (rate 3c postage + 2c registration fee paid in cash)



1874 Registration fee 2 cents paid in cash + postage 3 cents paid with stamp

PROLOGUE - PRE 15 NOVEMBER 1875 - REGISTRATION FEE PAID WITH POSTAGE STAMPS

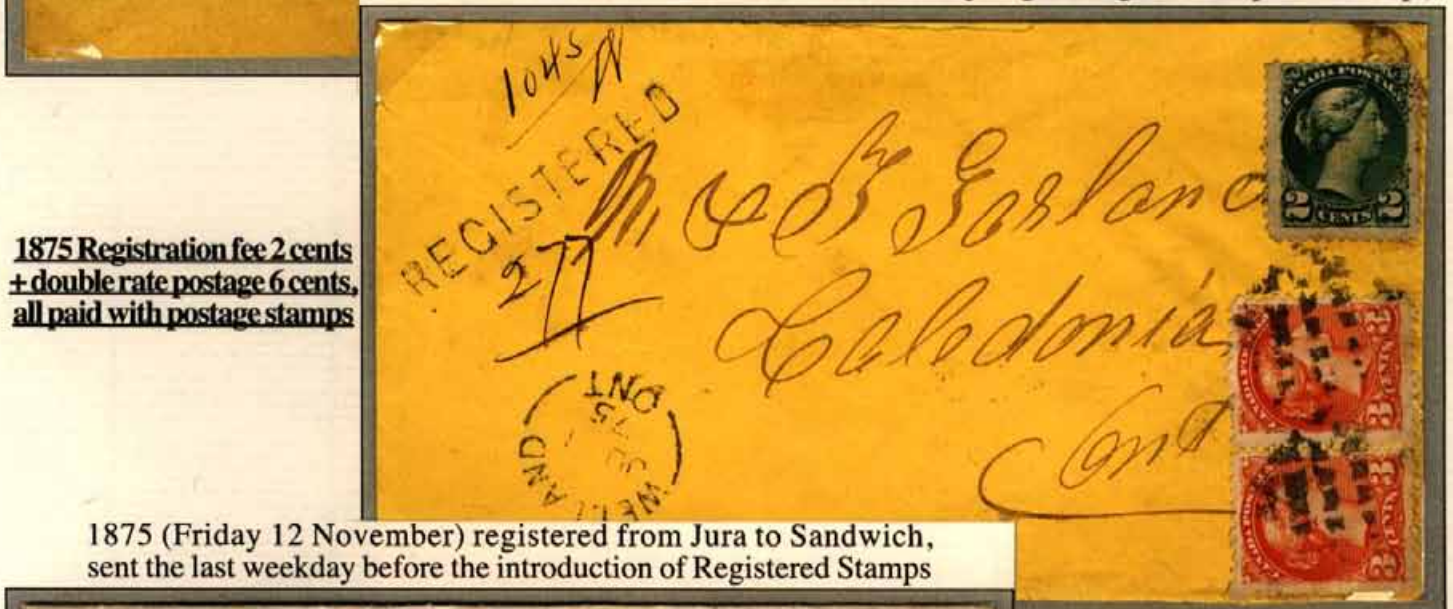
In 1858 it became possible to pay the registration fee with stamps, although it was not required until 1875. On 1 July 1859 the following registration fees were introduced: 2 cents to Canada, 5 cents to the United States.

1872 from Mount Forest to Toronto (rate 3c postage + 2c registration fee paid with postage stamps)



1872 Registration fee 2 cents + postage 3 cents, all paid with postage stamps

1875 (June) from Welland to Caledonia (double rate 2 x 3c postage + 2c registration fee paid with stamps)



1875 Registration fee 2 cents + double rate postage 6 cents, all paid with postage stamps

1875 (Friday 12 November) registered from Jura to Sandwich, sent the last weekday before the introduction of Registered Stamps

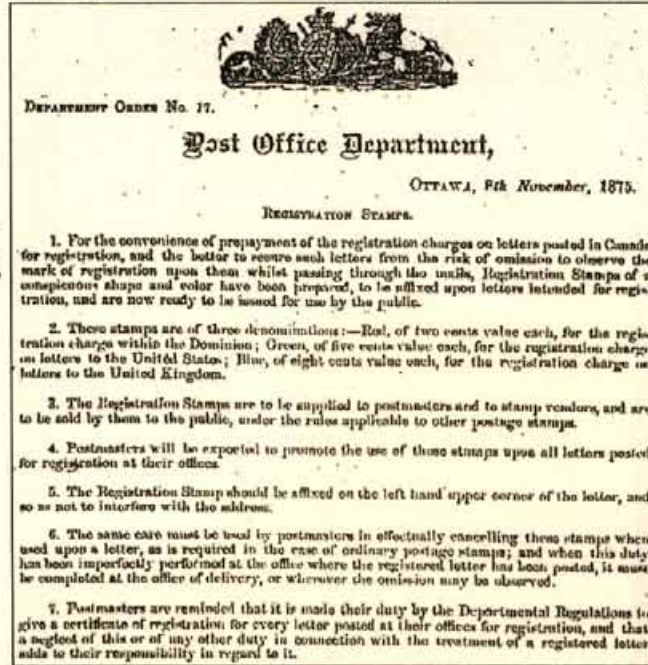


1875 (Friday 12 November) Registration fee 2 cents paid with postage stamps - the last weekday before the introduction of Registered Letter Stamps on Monday 15 November 1875!

THE REGISTERED LETTER STAMPS

The Registered Letter Stamps were officially introduced through Post Office Department Order No.17 dated the 8 November 1875 (see below): "Registration Stamps of a conspicuous shape and color have been prepared, to be affixed upon letters intended for registration, and are now ready to be issued for use by the public. These stamps are of three denominations: - Red, of two cents value each, for the registration charge within the Dominion; Green, of five cents value each, for the registration charge on letters to the United States; Blue, of eight cents value each, for the registration charge on letters to the United Kingdom."

Post Office Department Order No.17 of the 8 November 1875, introducing the Registered Letter Stamps



PROOFS

A number of Die Proofs of all values are known, both in the issued colours as well as in other colours. Plate Proofs of all values are also known, but only in the same colours as the issued stamps.

Provenance:
Harry Lussey



Plate Proof of 2 cents on card



Plate Proof of 5 cents on card

Provenance:
Harry Lussey

SPECIMENS

Stamps overprinted "SPECIMEN" were distributed to other UPU countries (Canada joined in 1878) but very few examples are known, and no 8 cents stamps have been recorded. The examples below are from the Natal Specimen collection.



E



E

THE ISSUED STAMPS (Unitrade F1, F2, F3)

The stamps were issued on 15 November 1875, although the 8 cents value appears to have been issued later. The total quantities issued were 29,494,350 (2 cents); 12,374,315 (5 cents) and 78,971 (8 cents).



TWO CENTS - PLATE 1

The 2 cents stamps were printed from two different printing plates; Plate 1 produced in 1875 had 5x10 stamps with imprints on all sides and counters "TWO CENTS" over pos.1 and "2" over pos.5. Plate 1 was re-entered in 1886.



Rose carmine (Plate 1) (F1b)
 Pos.29-30
 Pos.34-35
 Pos.39-40 (major re-entry)
 Pos.44-45
 Pos.49-50



Pos.40 major re-entry (F1v)




Vermilion (Plate 1) (F1a)

Red orange
 (Plate 1) (F1i)



TWO CENTS - PLATE 2, PANE A

Plate 2 was produced in 1886 and had two panes (A and B) of 5x10 stamps with imprints top and bottom only and guillotine lines between, and counter "TWO CENTS" over pos.1 but no counter "2" over pos.5.



Orange (Plate 2, pane A) (F1)

TWO CENTS - PLATE 2, PANE B

Plate 2 was produced in 1886 and had two panes (A and B) of 5x10 stamps with imprints top and bottom only and guillotine lines between, and counter "TWO CENTS" over pos.1 but no counter "2" over pos.5.



Orange (Plate 2, pane B) (F1)

TWO CENTS - COLOURS AND PERFORATIONS

There was a large number of printings between 1875 and 1890, and the colours range from pale orange to crimson. The perforation is normally a combination between 11.75 and 12.1 but one machine produced a perforation 11.6 which is the variety referred to as 11½. Plate 2 always has perforation 12.3 horizontally, and this perforation is never found on Plate 1.

Orange (shades from pale to dull orange) 1875-1888 (Plate 1 and 2) (F1)



Rose carmine (shades from crimson to scarlet) 1888 (Plate 1 and 2) (F1b)



Vermilion (shades from pale vermillion to dull red) 1889 (Plate 1 and 2) (F1a)



Orange red (shades from orange red to red orange) 1889-1890 (Plate 1) (F1i)



Perforation 12x11½ (11.9 to 12.1 x 11.6 to be exact) - Orange printings only (1875-1888) (Plate 1) (F1d)



TWO CENTS - USED MULTIPLES

The Postal Regulations stipulated that the Registered Letter Stamps could only be used to pay the registration fee, and that postage stamps could not be used to pay the registration fee. On 8 May 1889 the inland registration fee was increased to 5 cents, and the regulations also allowed any Registered Letter Stamps to be used to pay the registration fee. Despite this, used multiples are scarce, and anything other than a pair of the 2 cents is rare.

PAIRS



Bright orange



Red orange



Orange red



Vermilion



Dull red

STRIP OF FOUR - RARE



Orange

BLOCK OF FOUR - RARE



Orange red

E

TWO CENTS - IMPERFORATES

Because of the primitive nature of the perforating machines, mistakes occurred. At least two sheets were imperforated between the bottom row and the margin, and one sheet had at least one column imperforate vertically. There is also one entirely imperforate pair known, as well as some singles, so at least part of one sheet must have been imperforate.

IMPERFORATE BOTTOM MARGIN - RARE! (F1ii)



Provenance:
Horace Harrison

IMPERFORATE VERTICALLY - VERY RARE!



ENTIRELY IMPERFORATE - VERY RARE! (F1c)



1883 2 cents appearing imperforate, but perforation trimmed off at time of posting



TWO CENTS - MISPLACED AND DOUBLE PERFORATIONS

Because of the primitive nature of the perforating machines, misplaced perforations are not rare. Double or partly double perforations are also known, the result of a correction having been carried out during the perforating process.

Perforation high



Perforation right



Perforation left



MISPLACED PERFORATIONS



Perforation low



1883 Perforation low, on cover (rate 3c postage + 2c registration fee)

DOUBLE PERFORATION VERTICALLY OR HORIZONTALLY



Partially misplaced perforation



TWO CENTS - MARGIN MARKINGS

Plate 1 had imprints on all sides and counter "2" over pos.5; Plate 2 had two panes (A and B) with imprints top and bottom only and guillotine lines between, and no counter "2". Both plates had counter "TWO CENTS" over pos.1. The margin markings occasionally appear on the stamps because of the primitive nature of the perforating machines.

Counter "TWO CENTS" Plate 1 pos.1



Counter "2" Plate 1 pos.5



Part side imprint Plate 1 pos.21 or 26



Part side imprint Plate 1 pos.31



Vermilion Plate 1 pos.5,10,15,20,25

Part side imprint Plate 1 pos.25 or 30



Double guillotine lines Plate 2B pos.51 and 56



Part bottom imprint Plate 1 pos.48



TWO CENTS - MARGIN MARKINGS - ON COVER

1888 top imprint Plate 1 pos.3 appearing on the stamp (rate 3c postage + 2c registration fee)



1888 top imprint Plate 1 pos.3 appearing on the stamp

1889 bottom imprint Plate 1 pos.48 (rate 3c postage + 5c registration fee)



1889 bottom imprint Plate 1 pos.48

TWO CENTS - MAJOR PLATE FLAWS: BURR TO RIGHT OF "T" (Plate 1 pos.22) (F1iv)

This flaw probably occurred when a small object came onto the plate when it was re-entered in 1886. The flaw was reduced in size through natural wear, but in 1889 the damage was partially repaired by recutting the inner and outer frame lines. On stamps from the last printing the flaw has almost disappeared through plate wear.

The "Burr to right of T of CENTS" flaw - unrepaired state



Repaired state



1889 "Burr to right of T" flaw (repaired state) top stamp, on registered cover (rate 3c postage + 5c registration fee)



Final state (top stamp)



TWO CENTS - MAJOR PLATE FLAWS: APOSTROPHE (Plate 1 pos.37)

This flaw may have been caused by the same object that lay behind the flaw in pos.22 and it has not been found before the plate was re-entered in 1886. There were no apparent attempts to reduce or remove it, but it was reduced by plate wear.

The "Apostrophe" flaw



The "Apostrophe" flaw on cover 1887

1887 "Apostrophe" flaw on 6-fold registered cover (rate 6 x 3c postage + 2c registration fee)



Provenance: Horace Harrison

TWO CENTS - MAJOR PLATE FLAWS: BURR AT UPPER RIGHT CORNER (Plate 1 pos.38) (F1iii)

This flaw only existed on the plate before it was re-entered in 1886 and it was caused by an object that came onto the plate during the printing. It was probably repaired before or in connection with the re-entering.

The "Burr at upper right corner" flaw



The "Burr at upper right corner" flaw on cover 1885

1885 "Burr at upper right corner" flaw on 10-fold registered cover (rate 10 x 3c postage + 2c registration fee)



Provenance: Harry Lussey

TWO CENTS - OTHER FLAWS AND VARIETIES

Most other flaws on Plate 1 are the result of re-entries, made either on individual positions or when the whole plate was re-entered in 1886. Light offsets can be found and they are the result of ink having been picked up from the sheet below.

Triple frame line right (Plate 1, individual re-entries)



(top stamp shows flaw)

Light double printing all over (Plate 1, individual re-entries)



Light offset



TWO CENTS - OBLITERATIONS: REGISTERED NUMBERS

The Registered Letter Stamps were in many cases by postmasters considered to be a form of registration label, and subsequently the registration number was written across the stamp. These numbers are between one and four digits.

Plain numbers



"No" in front of the numbers



Other number combinations



TWO CENTS - OBLITERATIONS: REGISTERED MARKINGS & DATESTAMPS

REGISTERED markings were supplied to most Post Offices between 1855 and 1875, and these were originally supposed to be applied to the letters, but later they were also used to obliterate stamps. In the 1880's these markings were replaced by the oval R-markings. Stamps were not generally cancelled with datestamps until during the 1890's.

REGISTERED-markings



Multiple REGISTERED-markings



Oval R-markings



Datestamps



TWO CENTS - OBLITERATIONS: FANCY MARKINGS

Fancy markings are obliterations intended to cancel stamps, mostly made by cutting corks in various patterns, but occasionally made of metal. All sorts of patterns and shapes can be found within this group of obliterations.

Targets



Stars



Blocks



Lines



Coloured



TWO CENTS - ON LETTERS (SINGLE RATE)

The 2 cents Registered Letter Stamp was issued to cover the inland registration fee only. This fee was 2 cents between 1 July 1859 and 7 May 1889. The letter rate was 3 cents per half ounce between 1 April 1868 and 31 December 1898.

1881 registered from Corn Hill to Moncton (rate 3c postage + 2c registration fee)



1882 registered from West Winchester to Woodstock (rate 3c postage + 2c registration fee)



1885 registered from Kentville to Cambridge (rate 3c postage + 2c registration fee)



1889(March) registered from St John to Halifax (rate 3c postage + 2c registration fee)

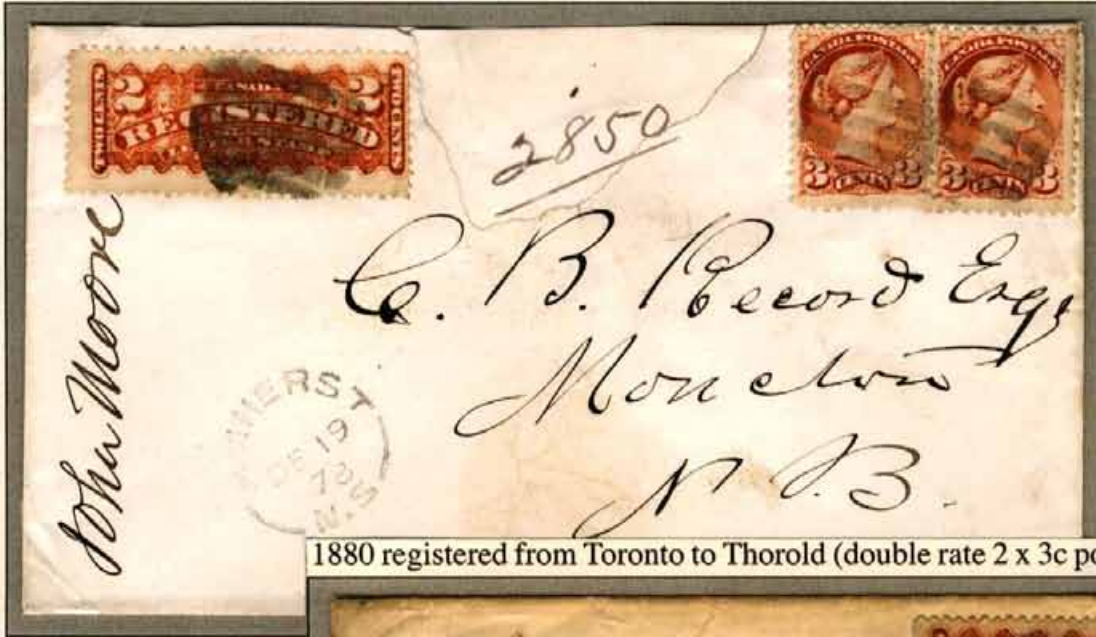


**2 cents registration fee
+ 3 cents single letter rate**

TWO CENTS - ON LETTERS (DOUBLE RATE)

The letter rate was 3 cents per half ounce between 1 April 1868 and 31 December 1898 so the postage for a 1 ounce letter was 6 cents. The registration fee was 2 cents between 1 July 1859 and 7 May 1889.

1878 registered from Amherst to Moncton (double rate 2 x 3c postage + 2c registration fee)



1880 registered from Toronto to Thorold (double rate 2 x 3c postage + 2c registration fee)



1887 registered from Montreal to Ottawa (double rate 2 x 3c postage + 2c registration fee)



**2 cents registration fee
+ 6 cents double letter rate**


TWO CENTS - ON LETTERS (MULTIPLE RATES)

The letter rate was 3 cents per half ounce between 1 April 1868 and 31 December 1898, and multiple rates were charged pro rata. The registration fee was 2 cents between 1 July 1859 and 7 May 1889.

1885 registered from Montreal to St Hyacinthe (triple rate 3 x 3c postage + 2c registration fee)



1887 registered from Toronto to L'Original (5-fold rate 5 x 3c postage + 2c registration fee)



1888 registered from Amprior to Toronto (7-fold rate 7 x 3c postage + 2c registration fee)



TWO CENTS - ON OFFICIAL MAIL WITH FREE POSTAGE

Official mail to and from Government Departments and Officials could be sent free of charge. If such mail was registered however, the registration fee had to be paid and Registered Letter Stamps used.

1886 registered OHMS from Brandon to the Department of the Interior, Ottawa (free postage + 2c registration fee)

276297

O. H. M. S.

R.



494



The Secretary,

Department of the Interior,



127819

80240.



OTTAWA,

Ontario.

2 cents registration fee only, on OHMS mail - very scarce!

TWO CENTS - ON POSTCARDS AND WRAPPERS

From April 1882, postcards sent at the postcard rate could not be registered, but by paying the letter rate for a postcard, it could be registered. Wrappers could be sent registered but are very scarce since they contained nothing of value.

1882(July) registered postcard within London (letter drop rate 1c postage + 2c registration fee)



**Postcard sent at the 1 cent
drop letter rate +
2 cents registration fee**

1883 registered postcard within London (letter drop rate 1c postage + 2c registration fee)



**Postcard sent at the 1 cent
drop letter rate +
2 cents registration fee**

1884 registered wrapper from Clinton to Goderich (wrapper rate 1c postage + 2c registration fee)



**1 cent wrapper rate +
2 cents registration fee
Very scarce**

**Registered Stamp
perf 12x11½**

**Provenance:
Harry Lussey**

TWO CENTS - ON DROP LETTERS

A drop letter was a letter which was posted in and delivered within the same town. The rate for this was 1 cent per half ounce from 1 July 1859 throughout the 19th century and well into the 20th century.

1882 registered drop letter within St Catharines (drop rate 1c postage + 2c registration fee)



1889 registered drop letter within London (drop rate 1c postage + 2c registration fee)



1 cent drop rate + 2 cents registration fee

TWO CENTS - ON LETTERS WITH 5 CENTS REGISTRATION FEE (FROM 1889)

On 8 May 1889 the registration fee for inland mail was raised to 5 cents, to comply with the UPU rule that the foreign registration fee had to be the same as the inland fee. Registered Letter Stamps still had to be used on registered mail, although they didn't have to pay the full registration fee any longer. From 1 August 1893 Registered Letter Stamps were no longer required, but they were still valid.

1889(September) registered from Riviere du Loup to London (rate 3c postage + 5c registration fee)



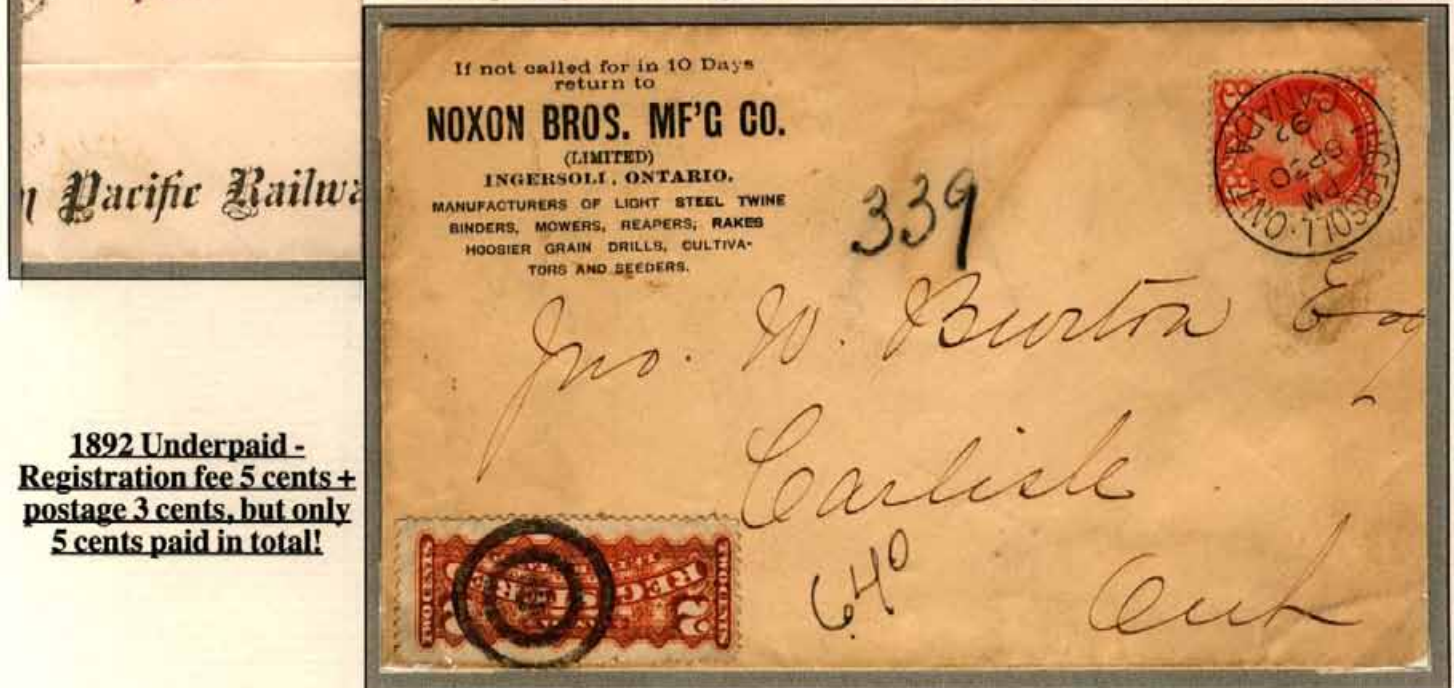
Registration fee 5 cents paid with 2 cents Registered Letter Stamp + 3 cents postage stamp

1895 - Registration fee 5 cents paid with 2 cents Registered Letter Stamp + part of 6 cents postage stamp - Registered Letter Stamp no longer required

1895 registered from Montreal to Quebec (rate 3c postage + 5c registration fee) - Registered Letter Stamp no longer required



1892 underpaid registered from Ingersoll to Carlisle (rate 3c postage + 5c registration fee, but only 5c paid!)



1892 Underpaid - Registration fee 5 cents + postage 3 cents, but only 5 cents paid in total!

TWO CENTS - TWO EXAMPLES ON LETTERS AND DROP LETTERS (FROM 1889)

From 8 May 1889 it was allowed to use any combination of Registered Letter Stamps and postage stamps to pay for the registration fee, but at least one Registered Letter Stamp was required on registered mail.

1889(June) two Registered Letter Stamps, from Bridgewater to Halifax (rate 3c postage + 5c registration fee)



1889(23 May) pair of Registered Letter Stamps, from Port La Tour to Yarmouth (rate 3c postage + 5c registration fee)



**Registration fee
5 cents paid with two
2 cents Registered
Letter Stamps +
1 cent postage stamp**

1889(November) two Registered Letter Stamps, within Selkirk (drop rate 1c postage + 5c registration fee)



**Registration fee 5 cents
paid with two 2 cents
Registered Letter Stamps
+ part of 2 cents
postage stamp**

TWO CENTS - THREE EXAMPLES ON LETTER (FROM 1889)

From 8 May 1889 it was allowed to use any combination of Registered Letter Stamps and postage stamps to pay for the registration fee, but at least one Registered Letter Stamp was required on registered mail. However, it was against regulations to use a Registered Letter Stamp to pay for the postage, so more than two examples of the 2 cents is most unusual.

1889(November) three Registered Letter Stamps, from Moulton Station to Hamilton (rate 3c postage + 5c registration fee)



Margin with counter "TWO CENTS" moved from reverse of cover

Three 2 cents Registered Letter Stamps paying for the 5 cents registration fee + part of the letter rate

Very scarce! Provenance: Harry Lussey

TWO CENTS - FOUR EXAMPLES ON LETTER (FROM 1889)

From 8 May 1889 it was allowed to use any combination of Registered Letter Stamps and postage stamps to pay for the registration fee, but at least one Registered Letter Stamp was required on registered mail. However, it was against regulations to use a Registered Letter Stamp to pay for the postage, so more than two examples of the 2 cents is most unusual.

1889(June) four Registered Letter Stamps, from St Sauveur to Dunham Flats (rate 3c postage + 5c registration fee)



Four 2 cents Registered Letter Stamps paying for the 5 cents registration fee + 3 cents letter rate

Exceptional and Rare! Provenance: Horace Harrison

TWO CENTS - USED ON MAIL ABROAD: TO THE UNITED STATES

The registration fee to the United States was 5 cents, but from the 8 May 1889 any combination of Registered Letter Stamps and postage stamps could be used to pay the registration fee, and from 1 August 1893 Registered Letter Stamps were no longer required.

1881 registered from Barchois to Boston, USA (rate 3c postage + 5c registration fee), registration fee underpaid with 2 cents Registered Letter Stamp, but untaxed




1881 - Registration fee 5 cents, underpaid by using 2 cents Registered Letter Stamp

1884 registered from Beachburg to Boston, USA (rate 3c postage + 5c registration fee), registration fee paid with 2c Registered Letter Stamp + 3c postage stamp, contrary to regulations



1884 - Registration fee 5 cents paid with 2 cents Registered Letter Stamp + 3 cents postage stamp, contrary to regulations

1894 registered from St John to Boston, USA (rate 3c postage + 5c registration fee)



1894 - Registration fee 5 cents paid with 2 cents Registered Letter Stamp + 3 cents postage stamp - Registered Letter Stamp no longer required

TWO CENTS - TWO EXAMPLES USED ON MAIL ABROAD: TO FRANCE

The UPU registration fee was 5 cents, but from the 8 May 1889 any combination of Registered Letter Stamps and postage stamps could be used to pay the registration fee, and from 1 August 1893 Registered Letter Stamps were no longer required.

1890 two Registered Letter Stamps, from Halifax to France (rate 5c postage + 5c registration fee)



Two 2 cents Registered Letter Stamps to France - very scarce!

TWO CENTS - EARLY USE

The Registered Letter Stamps were issued on 15 November 1875 and the earliest known use is from the 13 December 1875. Even use during 1876 is quite scarce - only a small number of examples has been recorded.

1876(5 July) registered from Montreal to Riviere du Loup (rate 3c postage + 2c registration fee)



1876(17 September) registered from Core Bay to Manitowaning (rate 3c postage + 2c registration fee)



1876 - early use of the Registered Letter Stamps

TWO CENTS - UNUSUAL REGISTERED MARKINGS

Apart from the normal REGISTERED one line handstamps, a number of other registration markings were used, notably the two line REGISTERED / LETTER No. _____. A special marking was used at the House of Assembly in Ontario.

1882 "REGISTERED / LETTER No. _____" from Lawrencetown (rate 3c postage + 2c registration fee)



**"REGISTERED /
LETTER
No. _____"**

1886 "REGISTERED AT THE HOUSE OF ASSEMBLY ONTARIO" (rate 3c postage + 2c registration fee)



1878 "REGISTERED B&L.H.R." from Ravenswood to USA (rate 3c postage + 5c registration fee)



**"REGISTERED AT THE
HOUSE OF ASSEMBLY
ONTARIO" - Rare!**

**"REGISTERED B&L.H.R."
(Buffalo & Lake Huron)
Railway Post Office
registration marking**

TWO CENTS - ON LETTERS WITH INSTRUCTIONAL CACHETS

Instructional cachets were used by the Post Offices for a variety of reasons and a few examples are shown below.

1882 "Too Late" in red from Altona (rate 3c postage + 2c registration fee)



"Too Late" cachet

1884 "UNCLAIMED" from Hamilton (rate 3c postage + 2c registration fee)



"UNCLAIMED" cachet

1884 "RETURNED FOR BETTER DIRECTION" from Selkirk (rate 3c postage + 2c registration fee)



"RETURNED FOR BETTER DIRECTION" and "RETURNED FOR DEICIENT POSTAGE" cachets

FIVE CENTS - PRINTING PLATES

The 5 cents stamps were printed from three different printing plates; Plate 1 produced in 1875 had 5x10 stamps with Montreal imprints on all sides and counter "FIVE" over pos.1; Plate 2 produced in 1886 had 5x20 stamps with different spacing and no imprints; Plate 3 produced in 1889 had two panes (A and B) of 5x10 stamps with OTTAWA imprints top and bottom only and guillotine lines between, and counter "FIVE CENTS" over pos.1.

PLATE 1



Dark green (F2)



Yellow green (F2b)



Blue green (F2a)

PLATE 2

Distance between stamps different, 1mm more horizontally, 1mm less vertically.



Green (F2i)

Pos.39-40

Pos.44-45

PLATE 3

Can only be identified by OTTAWA imprints horizontally, or lack of imprints vertically, and some plate flaws



Bottom right stamp with plate flaw re-entry line in "T"



Dark green (F2)

FIVE CENTS - PLATE 1

Plate 1 was produced in 1875 and had 5x10 stamps with Montreal imprints on all sides and counter "FIVE" over pos.1. Plate 1 was re-entered in 1886 and a reversed letter "R" was punched into the top margin above the imprint.



Green (Plate 1) (F2i)

FIVE CENTS - COLOURS AND PERFORATIONS

There was a large number of printings between 1875 and 1893, and the colours range from blue green to yellow green. The perforation is normally a combination between 11.75 and 12.1 but one machine produced a perforation 11.6 which is the variety referred to as 11½. Plate 3 always has perforation 12.1 but this perforation is also found on Plate 1.

Dark green 1875-1889 (Plate 1 and 3) (F2)



Yellow green 1888 (Plate 1) (F2b)



Blue green 1889 (Plate 1 and 3) (F2a)




Green (shades from pale green to dull green) 1889-1893 (Plate 1 and 2) (F2i)



Bluish green, dry printing 1889 (Plate 1)



Perforation 12x11½ (11.9 to 12.1 x 11.6 to be exact) - Dark green printings only (1875-1888) (Plate 1) (F2d)



FIVE CENTS - USED MULTIPLES

The Postal Regulations stipulated that the Registered Letter Stamps could only be used to pay the registration fee, and that postage stamps could not be used to pay the registration fee. On 8 May 1889 the inland registration fee was increased to 5 cents, and the regulations also allowed any Registered Letter Stamps to be used to pay the registration fee. Despite this, used multiples are scarce, and anything other than a pair of the 2 cents is rare.

PAIR - RARE



Blue green

FIVE CENTS - IMPERFORATES

Because of the primitive nature of the perforating machines, mistakes occurred. At least one sheet was imperforated between the top row and the margin, and four entirely imperforate sheets were given by the Post Office to a stamp collector in the early 1890's. Some perforating wheels were so damaged that they left parts of the stamps imperforated.

IMPERFORATE TOP MARGIN (Plate 1 pos.1) - VERY RARE!



E

ENTIRELY IMPERFORATE MINT (Plate 1 pos.5) - 200 STAMPS ISSUED (F2c)



ENTIRELY IMPERFORATE USED (Plate 1) - VERY SCARCE (F2c)



E

Pos.5

PARTIALLY IMPERFORATE HORIZONTALLY - RARE!



FIVE CENTS - IMPERFORATES FROM PLATE TWO

Plate 2 was most peculiar in it's arrangement. The sheet size was 5x20 and the distance between the stamps different, 1mm more horizontally and 1mm less vertically than the other plates. Also, one of the perforating wheels was missing which resulted in stamps on either rows 2 and 3, or rows 18 and 19, being imperforated between. As a result, these stamps have one side imperforate, but no examples of pairs, imperforate between, are known. All these stamps can be plated.

Imperforate bottom margin (row 2, pos.6-10)



pos.7



pos.8

Imperforate top margin (row 3, pos.11-15)



pos.14

Imperforate bottom margin (row 18, pos.86-90)



pos.87



pos.88

Imperforate top margin (row 19, pos.91-95)



pos.92



pos.94



pos.95

Normal stamps from Plate 2



pos.3



pos.80



pos.84

FIVE CENTS - OFFSETS FROM OR ON THE 2 CENTS SMALL QUEEN (PLATE 2)

The Registered Letter Stamps were printed at the same time as the Small Queen stamps, and the same printing ink was used. The evidence for this can be seen by some 5 cents Registered Letter Stamps having offsets of the 2 cents Small Queen, and by some 2 cents Small Queen stamps having offsets of the 5 cents Registered Letter Stamps. All these offsets are very rare.

5 CENTS REGISTERED LETTER STAMP WITH OFFSET OF 2 CENTS SMALL QUEEN, MINT - RARE!



Scan of reverse

Pos.15; Provenance: Dave Roberts

5 CENTS REGISTERED LETTER STAMP WITH OFFSET OF 2 CENTS SMALL QUEEN, USED - RARE!



Scan of reverse

Pos.95; Provenance: Dave Roberts

2 CENTS SMALL QUEEN WITH OFFSET OF 5 CENTS REGISTERED LETTER STAMP, USED - RARE!



Scan of reverse

Provenance: Horace Harrison

FIVE CENTS - MISPLACED PERFORATIONS

Because of the primitive nature of the perforating machines, misplaced perforations are not rare.

MISPLACED PERFORATIONS (PLATE 1 AND 3)

Perforation high



Perforation right



Perforation left



Perforation through stamp



Perforation low



1894 Perforation left, on 5-fold registered cover (rate 5 x 3c postage + 5c registration fee)



FIVE CENTS - MISPLACED AND DOUBLE PERFORATIONS

Because of the primitive nature of the perforating machines, misplaced perforations are not rare. Double or partly double perforations are also known, the result of a correction having been carried out during the perforating process.

MISPLACED PERFORATIONS (PLATE 2)

Perforation high



Perforation right



Perforation low



DOUBLE PERFORATION HORIZONTALLY



FIVE CENTS - MARGIN MARKINGS (PLATE 1)

Plate 1 had Montreal imprints on all sides and counter "FIVE" over pos.1; Plate 2 had no imprints at all; Plate 3 had OTTAWA imprints top and bottom only and counter "FIVE CENTS" over pos.1. The margin markings occasionally appear on the stamps because of the primitive nature of the perforating machines.

Part top imprint pos.3



Part side imprint pos.25 or 30



Part side imprint pos.30



Part side imprint pos.35



Full side imprint pos.20,25,30,35,40,45



The scarce yellow green printing.
Provenance: Illustrated in "Canada's Registered Mail 1802-1909" p.195

Part bottom imprint pos.47



Part bottom imprint pos.48



Part bottom imprint pos.49



FIVE CENTS - PLATE 2 VARIETIES: MAJOR RE-ENTRIES

There are two major re-entries on plate 2. Pos.77 shows the re-entry in "N" of CANADA, "S" of REGISTERED and "ER" of LETTER. Pos.85 shows a misplaced entry in the lower left corner of the frame.

Pos.77: Re-entry in "N" of CANADA, "S" of REGISTERED and "ER" of LETTER (F2ii)



Pos.85: Misplaced entry in the lower left corner of the frame and re-entry in "FI" of FIVE (F2iv)



FIVE CENTS - PLATE 3 VARIETIES: MISSING FRAME LINES RIGHT (F2iii)

This variety is the result of short transfers of the die, and it appears in two different positions, although both are still unknown. The frame lines are almost entirely missing, only small parts of the inner line can be seen at the top or bottom.

Outer frame line missing, small part of inner frame line visible at top only



Outer frame line missing, small part of inner frame line visible at bottom only



Outer and inner frame lines missing, worn plate



FIVE CENTS - OTHER FLAWS AND VARIETIES

Most other flaws on Plate 1 are the result of re-entries, made either on individual positions or when the whole plate was re-entered in 1886. Light offsets can be found and they are the result of ink having been picked up from the sheet below.

Printed double all over (Plate 1, individual re-entry)



Double Frame Line left (Plate 1, individual re-entry)



Pre-printing paper folds



Light offset



FIVE CENTS - OBLITERATIONS: REGISTERED MARKINGS & NUMBERS

REGISTERED markings were supplied to most Post Offices between 1855 and 1875, and these were originally supposed to be applied to the letters, but later they were also used to obliterate stamps. In the 1880's these markings were replaced by the oval R-markings. Stamps were not generally cancelled with datestamps until during the 1890's. The Registered Letter Stamps were by some postmasters considered to be a form of registration label, and the registration number was written across the stamp.

REGISTERED-markings



Oval R-markings



Registered numbers



FIVE CENTS - OBLITERATIONS: FANCY MARKINGS & DATESTAMPS

Fancy markings are obliterations intended to cancel stamps, mostly made by cutting corks in various patterns, but occasionally made of metal. All sorts of patterns and shapes can be found within this group of obliterations. Stamps were not generally cancelled with datestamps until during the 1890's.


Targets



Stars



Blocks and Lines



Coloured



Datestamps



FIVE CENTS - ON INLAND LETTERS (SINGLE RATE) FROM 1889

The original use of the 5 cents Registered Letter Stamp was to cover the registration fee to the United States only. However, in 1878 the UPU registration fee also became 5 cents, and from the 8 May 1889 the inland registration fee was raised to 5 cents, to comply with the UPU rule that the foreign registration fee had to be the same as the inland fee.

1891 registered from Montague Bridge to Charlottetown (rate 3c postage + 5c registration fee)



1892 registered from Upper Buctouche to Richibucto (rate 3c postage + 5c registration fee)



1892 registered from Sheffield to Fredericton (rate 3c postage + 5c registration fee)

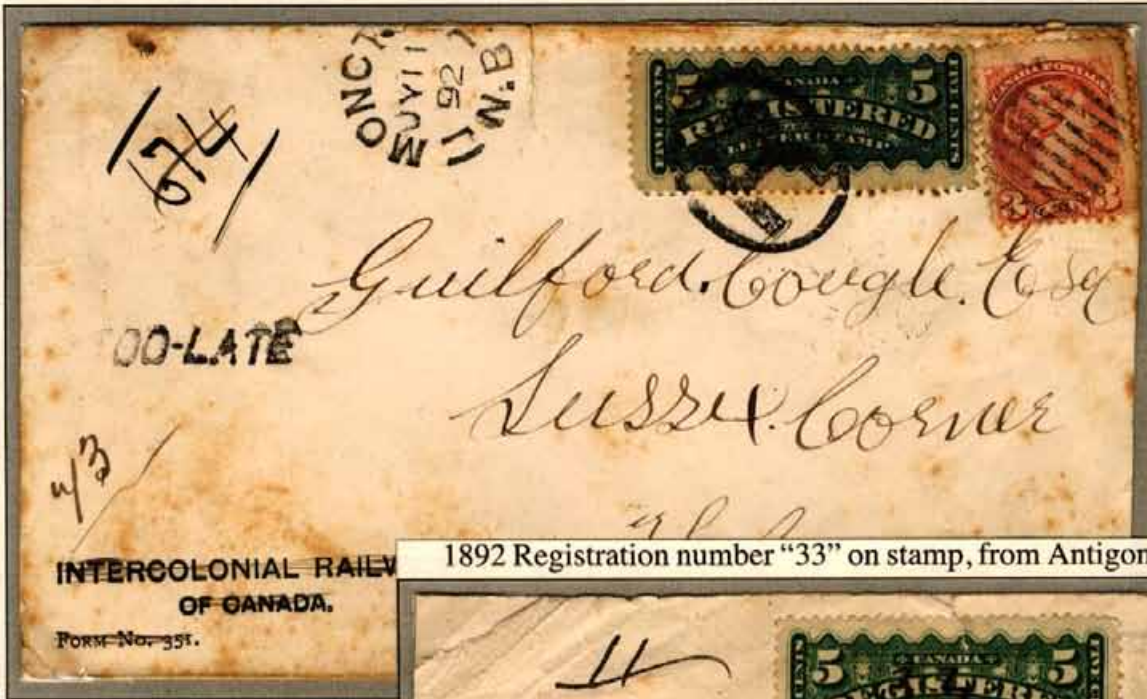


**5 cents registration fee
+ 3 cents letter rate**

FIVE CENTS - ON INLAND LETTERS WITH VARIOUS MARKINGS

Instructional cachets were used by the Post Offices for a variety of reasons. Registered Letter Stamps were at some Post Offices obliterated with the registration number rather than anything else. Ottawa used a square registered datestamp.

1892 "TOO LATE" cachet, from Moncton to Sussex Corner (rate 3c postage + 5c registration fee)



TOO LATE instructional cachet

1892 Registration number "33" on stamp, from Antigonishe to Bridgewater



Registration number on stamp

1893 Registered Ottawa square cds to Toronto (rate 3c postage + 5c registration fee)



Registered Ottawa square datestamp

FIVE CENTS - ON INLAND LETTERS (DOUBLE RATE) FROM 1889

The letter rate was 3 cents per half ounce between 1 April 1868 and 31 December 1898 so the postage for a 1 ounce letter was 6 cents.

1892 registered from Summerside to Charlottetown (double rate 2 x 3c postage + 5c registration fee)



1892 registered from New Glasgow to Charlottetown (double rate 2 x 3c postage + 5c registration fee)



5 cents registration fee + 6 cents double letter rate

FIVE CENTS - ON INLAND LETTERS PAYING POSTAGE AND REGISTRATION (UP TO 1889)

The 1875 Postal instructions regarding Registered Letter Stamps were a little unclear, and some small Post Offices did not understand that these stamps were to pay for the registration fee only. During the first years examples are known where the 5 cents Registered Letter Stamp was used to pay for the combined postage and registration fee. This usage is rare.

1877 5 cents Registered Letter Stamp only, to Manitowaning (rate 3c postage + 2c registration fee)



1878 5 cents Registered Letter Stamp only, from St Roc L'Achigan to Rigaud (rate 3c postage + 2c registration fee)



5 cents Registered Letter Stamp used to pay for postage and registration - Rare!

FIVE CENTS - ON OFFICIAL INLAND MAIL WITH FREE POSTAGE (FROM 1889)

Official mail to and from Government Departments and Officials could be sent free of charge. If such mail was registered however, the registration fee had to be paid and Registered Letter Stamps used.

1891 registered from Toronto to William Mulock M.P., Ottawa (free postage + 5c registration fee)




5 cents registration fee only, to a Member of Parliament - Rare!

FIVE CENTS - ON INLAND DROP LETTERS (FROM 1889)

A drop letter was a letter which was posted in and delivered within the same town. The rate for this was 1 cent per half ounce. On 8 May 1889 a drop letter rate of 2 cents per half ounce was introduced in towns and cities with a carrier service.

1890 registered drop letter within Carleton (drop rate 1c postage + 5c registration fee)



1 cent drop rate + 5 cents registration fee

1891 registered carrier drop letter within Quebec (carrier drop rate 2c postage + 5c registration fee)



2 cents carrier drop rate + 5 cents registration fee

FIVE CENTS - ON INLAND PARCEL POST (FIRST PERIOD, UP TO 1877)

The registration fee for Parcel Post was 5 cents from 1 July 1859 and throughout the 19th century. Registered Letter Stamps had to be used when they were introduced in 1875, but Post Office regulations in October 1877 disallowed the use of Registered Letter Stamps on parcels - the registration fee had to be paid with regular postage stamps.

1876 registered parcel from Halifax to Port La Tour (parcel rate 12½c for 8 ounces + 5c registration fee)




1876 - 5 cents Registered Letter Stamp on parcel - the earliest known use!

Believed to be the only known example from the first period.

FIVE CENTS - ON INLAND PARCEL POST (SECOND PERIOD, FROM 1882)

In October 1882 the Post Office changed the regulations, and it became compulsory again to use the Registered Letter Stamps to pay for the registration fee on parcels. This was unchanged until 1 August 1893.

1889 registered parcel from Halifax to Yarmouth (parcel rate 12c for 8 ounces + 5c registration fee)

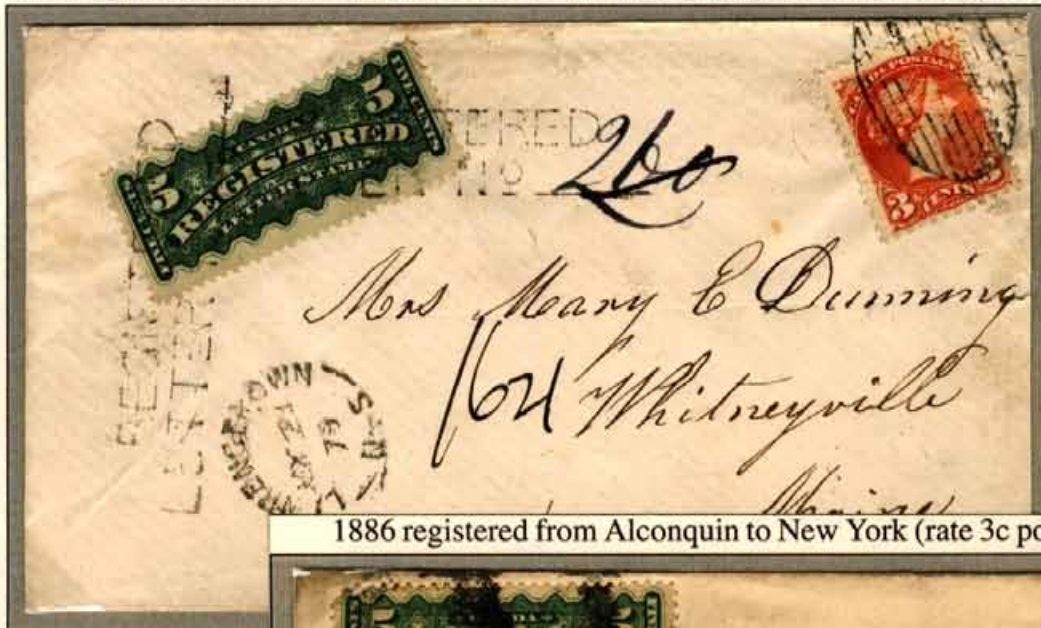


1889 - 5 cents Registered Letter Stamp on parcel - very scarce!

FIVE CENTS - USED ON MAIL ABROAD: TO THE UNITED STATES (FIRST PERIOD)

The 5 cents Registered Letter Stamp was issued to cover the registration fee to the United States only, and this fee was 5 cents between 1 July 1859 and 1 March 1888, when it was temporarily reduced to 2 cents.

1879 registered from Lawrencetown to Maine (rate 3c postage + 5c registration fee)



5 cents registration fee to the United States + 3 cents single letter rate

1886 registered from Alconquin to New York (rate 3c postage + 5c registration fee)



1884 registered from Dunville to California (triple rate 3 x 3c postage + 5c registration fee)

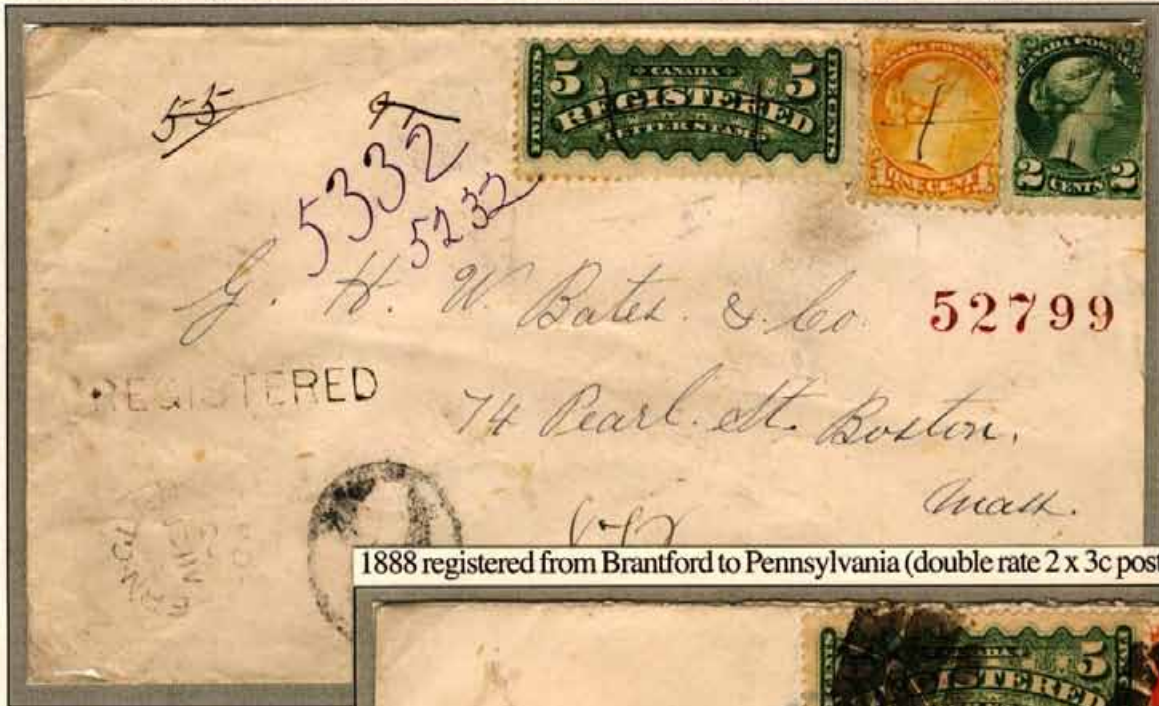


5 cents registration fee to the United States + 9 cents triple letter rate

FIVE CENTS - USED ON MAIL ABROAD: TO THE UNITED STATES (SECOND PERIOD)

On 1 May 1888 the registration fee to the United States was increased to 5 cents again and it remained unchanged throughout the 19th century. From 1 August 1893 Registered Letter Stamps were no longer required, but they were still valid.

1893(August) registered from Fern Glen to Massachusetts (rate 3c postage + 5c registration fee)



1893 - 5 cents registration fee to the United States + 3 cents single letter rate - Registered Letter Stamp no longer required

1888 registered from Brantford to Pennsylvania (double rate 2 x 3c postage + 5c registration fee)



1893(July) registered from St Roch to New York (double rate 2 x 3c postage + 5c registration fee)



5 cents registration fee to the United States + 6 cents double letter rate

FIVE CENTS - USED ON MAIL ABROAD: TO THE UNITED STATES ON LETTER FROM GREAT BRITAIN

Re-direction of registered mail could only be made if the full postage and registration fee was paid for the re-direction.

1880(c) registered part cover from Great Britain to Canada, re-directed to the United States (GB rate 2½d. postage + 2d. registration fee; Canadian rate 3c postage + 5c registration fee)



Registered part cover from Great Britain to Canada, re-directed to the United States with 5 cents Registered Letter Stamp and 3 cents postage stamp added - Unique!

FIVE CENTS - USED ON MAIL ABROAD: TO GREAT BRITAIN (SINGLE & DOUBLE RATE)

On 1 January 1878, the registration fee for mail to Great Britain was reduced from 8 cents to 5 cents. It remained at this level throughout the 19th century. The letter rate was 5 cents per half ounce.

1892 registered from Dunnville to Scotland (rate 5c postage + 5c registration fee)



To Scotland - 5 cents registration fee + 5 cents single letter rate

1887 registered from Yarmouth to England (double rate 2 x 5c postage + 5c registration fee)



To England - 5 cents registration fee + 10 cents double letter rate

FIVE CENTS - USED ON MAIL ABROAD: TO GREAT BRITAIN (OHMS MAIL & LATE USE)

Inland OHMS mail was forwarded free of postage, but OHMS mail abroad required full postage paid by stamps. The registration fee had to be paid in both cases. The Registered Letter Stamps were no longer required from 1 August 1893, but they were still valid and could be used on registered mail long after that.

1891 OHMS registered from Halifax to England (double rate 2 x 5c postage + 5c registration fee)



OHMS to England - 5 cents registration fee + 10 cents double letter rate

1908 late use registered from Toronto to England (rate 2c postage + 5c registration fee)



1908 to England - 5 cents registration fee + 2 cents letter rate
Registered Letter Stamp no longer required but still valid

FIVE CENTS - USED ON MAIL ABROAD: TO FRANCE

When Canada joined the UPU in 1878, the registration fee to all UPU member countries became 5 cents.

1883 registered from Montreal to France (rate 5c postage + 5c registration fee)



To France - 5 cents registration fee + 5 cents single letter rate

1891 registered from Halifax to France (double rate 2 x 5c postage + 5c registration fee)



To France - 5 cents registration fee + 10 cents double letter rate

FIVE CENTS - USED ON MAIL ABROAD: TO GERMANY

When Canada joined the UPU in 1878, the registration fee to all UPU member countries became 5 cents.

1893 (April) registered letter card from Windsor to Germany (rate 5c postage + 5c registration fee)



To Germany - 5 cents registration fee + 5 cents single letter rate

1888 registered from Gretna to Germany (rate 5c postage + 5c registration fee)



1888 registered from Rienland to Germany (double rate 2 x 5c postage + 5c registration fee)



To Germany - 5 cents registration fee + 10 cents double letter rate

FIVE CENTS - USED ON MAIL ABROAD: TO AUSTRIA AND SWITZERLAND

When Canada joined the UPU in 1878, the registration fee to all UPU member countries became 5 cents. Austria and Switzerland are scarce destinations with less than 10 covers recorded to each country.

1889 registered from Hamilton to Austria (rate 5c postage + 5c registration fee)



To Austria - 5 cents registration fee + 5 cents letter rate - Scarce!

1886 registered from Stromness to Switzerland (rate 5c postage + 5c registration fee)



To Switzerland - 5 cents registration fee + 5 cents letter rate - Scarce!

TWO CENTS + FIVE CENTS - UNIQUE COMBINED USAGE TO GREAT BRITAIN 1876

There is only one correct combined usage of the 2 cents and 5 cents Registered Letter Stamps known, and that is on this letter to England. The registration fee to England was 8 cents until the end of 1877, but 8 cents Registered Letter Stamps were not available until during the first quarter of 1876 and the earliest known use is from March 1876. In this case the 8 cents registration fee was paid with 2 cents + 5 cents Registered Letter Stamps + one 1 cent postage stamp.

1876(22 January) registered from Lyn to England (double rate 2 x 5c postage + 8c registration fee), the registration fee being paid with 2 cents + 5 cents Registered Letter Stamps + one 1 cent postage stamp



The earliest known use of any Registered Letter Stamp on mail abroad.

1876 - unique combined usage of the 2 cents and 5 cents Registered Letter Stamps.
Considered to be the most important Registered Letter Stamps cover in existence!
Provenance: Harry Lussey; illustrated in "Canada's Registered Mail 1802-1909"

TWO CENTS + FIVE CENTS - RARE DOUBLE USAGE TO THE UNITED STATES 1886

Most registered mail was sent inland. The inland registration fee was 2 cents up to 1889 whereas the registration fee to the United States was 5 cents during most of this period. The cover below shows a Postmaster's mistake where he by default first put a 2 cents Registered Letter Stamp on it, but then, when realising that the letter was going to the United States, added a 5 cents Registered Letter Stamp on top of the 2 cents stamp. He could not just add 3 cents in postage stamps since according to the regulations, the entire registration fee had to be paid by a Registered Letter Stamp.

1886(12 August) registered from Thorndale to Michigan (6-fold rate 6 x 3c postage + 5c registration fee), by mistake first franked with a 2 cents Registered Letter Stamp (inland registration fee) tied by REGISTERED handstamp, corrected with a 5 cents Registered Letter Stamp (registration fee to USA) on top of the 2 cents stamp, tied by a matching cork cancel



1886 - double usage of the 2 cents and 5 cents Registered Letter Stamps . Rare!

Provenance: Harry Lussey

EIGHT CENTS - STAMP DETAILS

There were only two printings of the 8 cents Registered Letter Stamp, the first printing of 100,000 stamps and the second one of 25,000 stamps, and there was only one printing plate. There are two distinct shades, dull blue and bright blue, but it has not been possible to establish if each of these shades only occurred in one printing. The perforation is always 11.9 x 11.9.

Dull blue 1875-1876 (F3)



E

Bright blue 1875-1876 (F3a)



EIGHT CENTS - MARGIN MARKINGS & MISPLACED PERFORATION

The only plate had 5x10 stamps and imprints on all four sides, with counter "EIGHT" over pos.1 and counter "8" over pos.5. The margin markings occasionally appear on the stamps because of the primitive nature of the perforating machines.

Counter "EIGHT" pos.1



Dull blue



Bright blue

Counter "8" pos.5



E

Bright blue

Misplaced perforation - high



Dull blue

EIGHT CENTS - MAJOR PLATE FLAWS: GUIDE LINES LEFT (pos.33) (E3ii)

This flaw is in fact a plate scratch rather than a guide line, and it extends all the way from the left hand margin to the letter "L" of LETTER. There is also a much thinner scratch from the left hand margin through the first "R" of REGISTERED. This flaw is closely related to the plate scratches in pos.32 and is in fact an extension of those scratches.

Horizontal guide lines through "I" and "H" of EIGHT at left, and through "R" of REGISTERED



Dull blue



Bright blue

EIGHT CENTS - ON COVER TO GREAT BRITAIN, AS INTENDED (PRE 1878)

The 8 cents Registered Letter Stamp was issued for one reason only, and that was to cover the 8 cents registration fee to Great Britain, which had been introduced on 1 February 1866. However, with this fee being reduced to 5 cents on 1 January 1878, and with the 8 cents Registered Letter Stamps not being issued until during the first quarter of 1876, it had very limited use.

1876(2 June) 8c Registered Letter Stamp and Small Queen 5c, from Montreal to England (rate 5c postage + 8c registration fee)



The third earliest recorded use of the 8c Registered Letter Stamp!

1876 - 8 cents Registered Letter Stamps paying the 8 cents registration fee to Great Britain.

Rare - Only 16 correctly used examples recorded!

EIGHT CENTS - ON COVER (LATE USE)

From 1 January 1878, the 8 cents Registered Letter Stamp had no postal rate to fill and therefore saw very little use. However, the stamp was still valid and examples are known where it was used to pay the lower registration fees, either overpaying the fee, or paying for both the registration fee and the ordinary postage cost.

1896 8c Registered Letter Stamp, from Halifax to Montreal (rate 3c postage or double rate 2 x 3c postage + 5c registration fee)



8 cents Registered Letter Stamp paying the 5 cents registration fee - Very scarce!

REGISTRATION FEES NOT PAID WITH REGISTERED LETTER STAMPS - 1870'S

Once the Registered Letter Stamps had been issued in 1875, the Post Office Regulations stated that these stamps should be used on registered mail. However, it was not until October 1876 that a "Notice to the Public" made the use of the Registered Letter Stamps mandatory on registered mail. Use of postage stamps to pay the registration fee became a violation of the regulations.

1877 registered from Hagerman to Armadale (rate 3c postage + 2c registration fee)



1877 - 2 cents registration fee paid with postage stamps - contrary to regulations

1878 registered from Columbus to Orono (rate 3c postage + 2c registration fee paid in cash)



1878 - 2 cents registration fee paid in cash - contrary to regulations

1876(August) registered from Queenston to Woodburn (double rate 2 x 3c postage + 2c registration fee)



1876 - 2 cents registration fee paid with postage stamps - contrary to regulations, but prior to public notice of October 1876

REGISTRATION FEES NOT PAID WITH REGISTERED LETTER STAMPS - 1880'S AND 1890'S

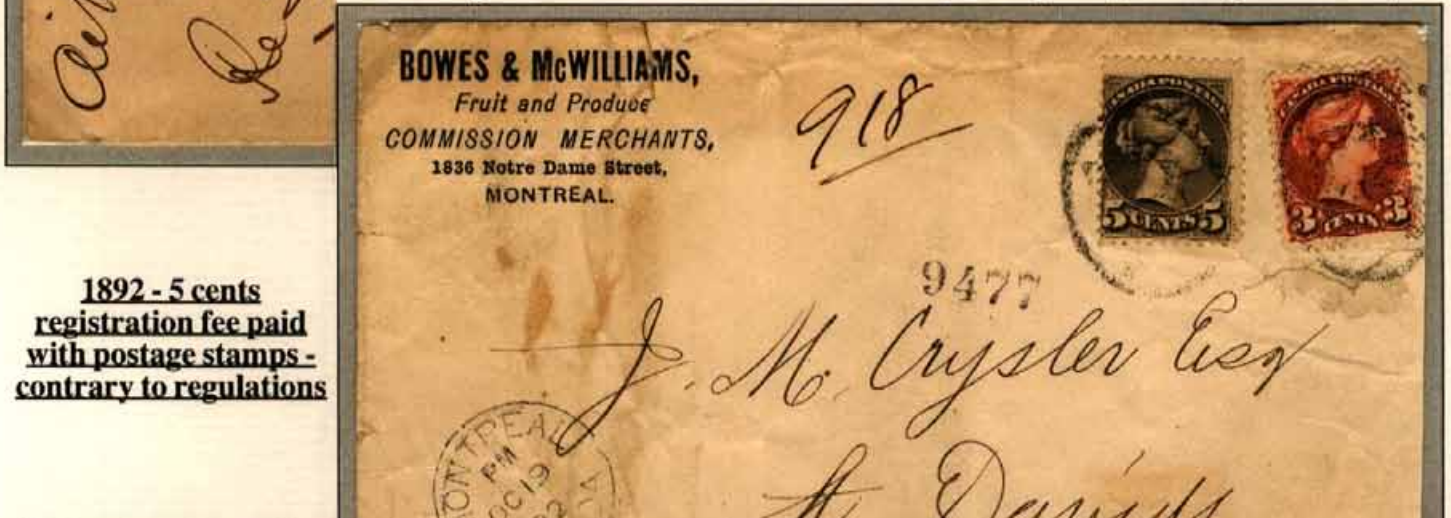
The regulation of October 1876 was in force until 7 May 1889. From 8 May 1889 it was allowed to use any combination of Registered Letter Stamps and postage stamps to pay for the registration fee, but at least one Registered Letter Stamp was required on registered mail, although the Post Office did not refuse to forward letters with postage stamps only. From 1 August 1893 Registered Letter Stamps were no longer required.

1884 registered from Winnipeg to Berlin (rate 3c postage + 2c registration fee)



1884 - 2 cents registration fee paid with postage stamps - contrary to regulations

1892 registered from Montreal to St Davids (rate 3c postage + 5c registration fee)



1892 - 5 cents registration fee paid with postage stamps - contrary to regulations

1891 registered from Commercial Cross to Charlottetown (rate 3c postage + 5c registration fee)

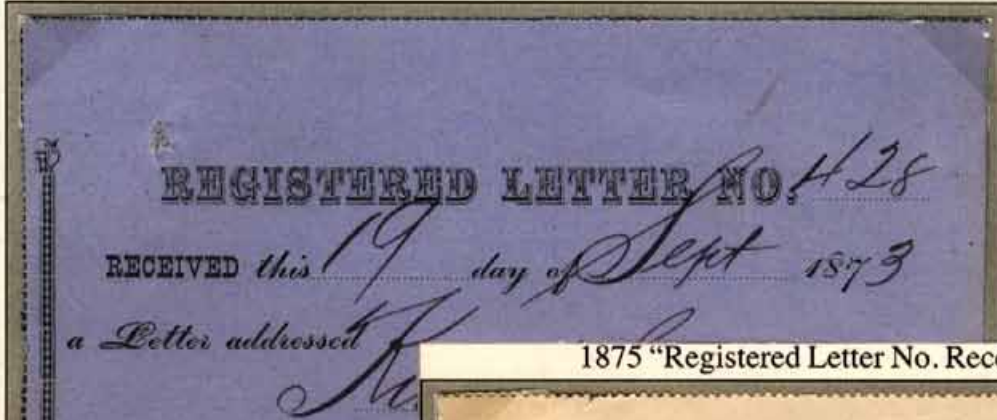


1891 - 5 cents registration fee paid with postage stamps - contrary to regulations

REGISTRATION RECEIPTS AND CERTIFICATES

Soon after registration was introduced in Canada in 1855, pre-printed Registered Letter Receipts and Certificates of Post Office Registration forms were produced, which were given as receipts when a registered letter was handed in.

1873 "REGISTERED LETTER NO. RECEIVED" from Saint John

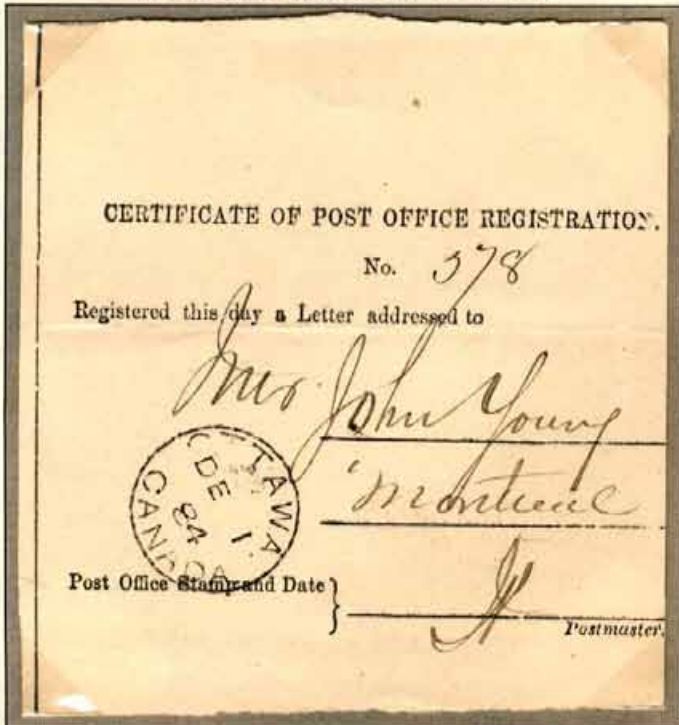


Registered Letter Receipts

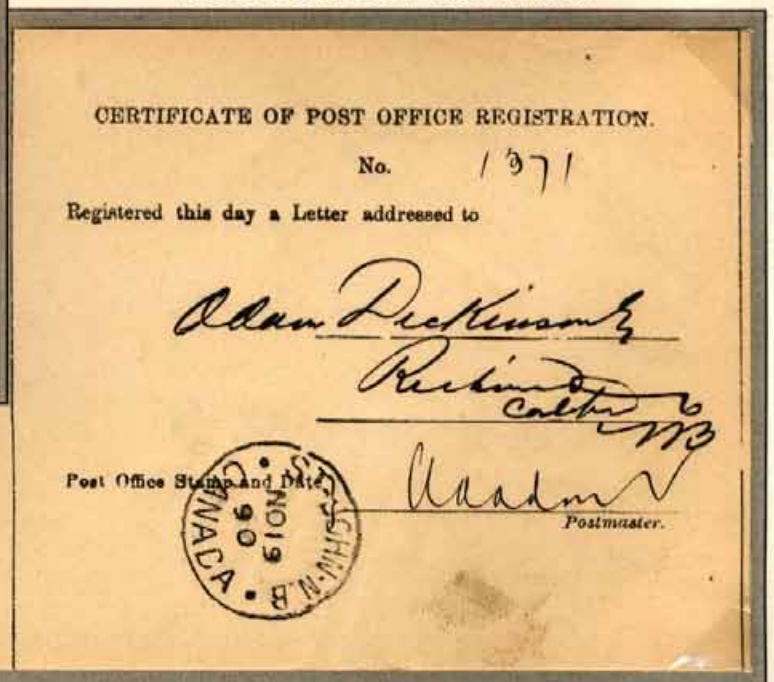
1875 "Registered Letter No. Received" from Saint John



1884 "CERTIFICATE OF POST OFFICE REGISTRATION" from Ottawa



1890 "CERTIFICATES OF POST OFFICE REGISTRATION" from St John



Post Office Stamp and Date



Postmaster

Post Office Stamp and Date



Postmaster

REGISTERED LETTER BILLS

Registered mail sent between Post Offices was always accompanied by a Registered Letter Bill (or Letter Bill of Registered Letters and Parcels) listing all the registered articles enclosed in the shipment.

1891 Registered Letter Bill from Quesnelle to Ashcroft listing Registered Articles

REGISTERED LETTER BILL.

From Quesnelle For Ashcroft Sta
 Date, Sept 12th 1891

Stamp of Despatching Office.	UNPAID.	FORWARDED.	No. of Registered Articles herewith.	Stamp of Receiving Office.
------------------------------	---------	------------	--------------------------------------	----------------------------

Registered Letter Bills

1886 Letter Bill from Clinton to Ashcroft listing Registered Letters and Parcels

LETTER BILL.

Stamp of Despatching Office. Stamp of Receiving Office.

From Ashcroft
 For _____
 Date _____ 1886

CLINTON B.C. JUL 9 1886

ASHCROFT STATION B.C. JUL 10 86

ADDRESS

No.	Name
485	Post No

1890 Letter Bill from 150 Mile House to Ashcroft listing Registered Letters and Parcels

LETTER BILL. from 150 Mile H for Ashcroft

Stamp of Despatching Office.	1 Unpaid.	2 Forwarded.	3 No. of Registered Letters and Parcels.	Stamp of Receiving Office.
------------------------------	-----------	--------------	--	----------------------------

150 MILE HOUSE B.C. JUL 10 1890

ASHCROFT STATION B.C. APR 17 90

ADDRESSES OF REGISTERED LETTERS AND PARCELS

No.	NAME.	PLACE.
339	Richardson	Montreal
338	H. Saunders	Ottawa
339	Bishop Durie	Nestun

3 Number of Registered Letters and Parcels.

added in this column.

PARCELS

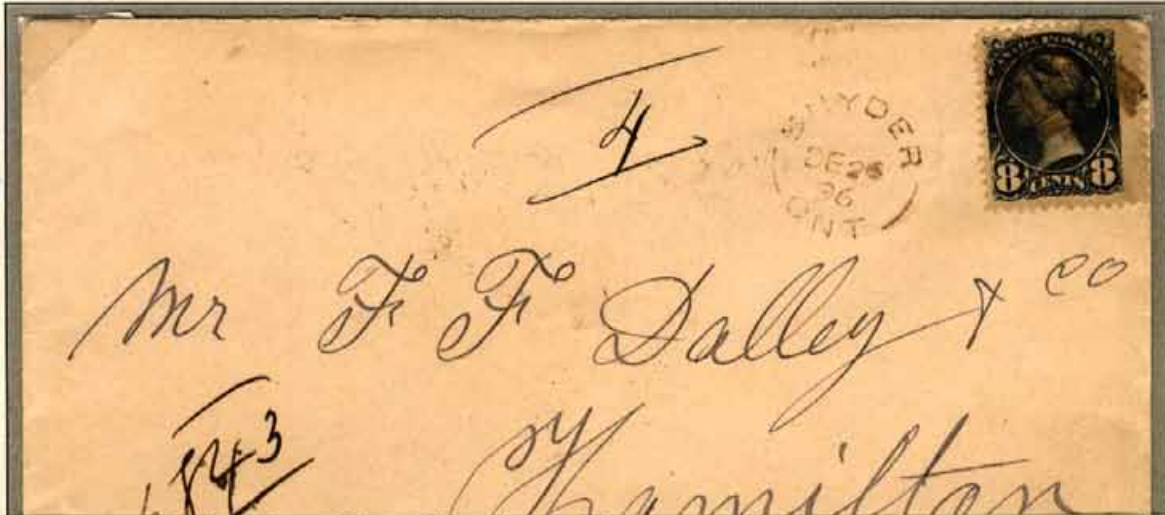
PLACE

27 of 6

EPILOGUE - REGISTERED MAIL AFTER JULY 1893 - INLAND

The Registered Letter Stamps were no longer required from 1 August 1893, and ordinary postage stamps could be used to pay for both the postage and registration fee. The registration fee remained 5 cents throughout the QV period, and an 8 cents Small Queen stamp was issued on 1 August 1893 to cover the total postage for a registered inland letter.

1896 registered from Snyder to Hamilton with the new 8c stamp (rate 3c postage + 5c registration fee)



1895 registered from Fingal to St Thomas (double rate 2 x 3c postage + 5c registration fee)



1897 registered from Kenmore to Toronto (rate 3c postage + 5c registration fee)



**Registered inland
mail after July 1893
- Registered Letter
Stamps no longer
required**

EPILOGUE - REGISTERED MAIL AFTER JULY 1893 - ABROAD

As for inland mail, the Registered Letter Stamps were no longer required on mail sent abroad from 1 August 1893, and ordinary postage stamps could be used to pay for both the postage and registration fee. The international registration fee also remained 5 cents throughout the QV period.

1894 registered from Toronto to the United States (rate 3c postage + 5c registration fee)



1895 registered from Ingersoll to New York (rate 3c postage + 5c registration fee)



Registered foreign mail after July 1893 - Registered Letter Stamps no longer required